



SurgiDENT[®]

SPECIALTY VETERINARY
DENTAL PRODUCTS



Theramax[®]

an *evolution* in clinical therapy

DESIGNED FOR PATIENT PREP, SURGERY, AND DENTISTRY

The Theramax® Advantage

Unparalleled Clinic Versatility and Efficiency

The Theramax® is a fully mobile wet station. Clinic space limitations often make non-moveable or traditional wall-mounted “lift-style” tables obstructive with no flexibility. Medical-grade locking castors on all our models facilitate patient transport to any room in the hospital. This allows the practitioner to take patients from anesthetic induction, through therapy, and all the way to recovery without physically moving the animal from the station. Cleanup afterwards is simple thanks to removable components that can be washed at any regular sink.

The Theramax® comes in 2 base configurations: The SX model which is well suited for surgical and diagnostic work and the Theramax® DX which adds dental functionality to the station with a fully integrated dental console, compressor, dual-liter water system, and handpieces. The SXs / DXs (small) models were created for those clinics in need of an **even more** compact station. With either base model, the practitioner has the choice of many additional features that further enhance productivity and practice growth. Available options include fluid IV poles, LED surgical spotlights, instrument or laptop trays, a piezo/ultrasonic scaler, and a host of accessories.



The ease-of-use and versatility of Theramax® stations quickly translate into increased procedure speeds and practice revenues.

- Adjustable V-fold panels aid with quick patient positioning in dorsal recumbency, which can help practitioners visualize and clean all arcades and capture intraoral radiographs all without flipping the patient. The entire top surface can also be tilted which allows for greater speed and less fatigue in performing dental cleanings.†
- Robust lift and foot pedal controls provide hands-free height adjustment while maintaining optimal ergonomic operator positioning. Easily accommodate individual height preferences — seated or standing.
- The dental console [DX / DXs models] stores underneath the table and folds out via articulating arms. This helps prevent accidental bumps during patient induction and streamlines the station during transport.
- Dual 1.5-liter reservoir self-contained clean water system boosts productivity and means more dental procedure time between refills.
- The basin, grill, and “V” trough are easily removed for cleaning at any sink. This eliminates the need for expensive fixed plumbing or an under table pail which can interfere with the operator when seated.
- High-Impact grill and ABS plastic basin ensure extreme durability in protecting against accidental drops and bumps. Variably sized ported openings within the grill allow for effective fluid run-off and containment in the basin during procedures.

Theramax®

Mobile Surgical / Dental Wet Station

Surgiden® is proud to announce a revolutionary new veterinary lift table combining mobility, multifunctional use, and practicality all within a small footprint space-saving design. Designed by a veterinarian with over 35 years professional experience, the Theramax® surgical / dental wet procedures station is the first of its kind that offers this comprehensive versatility. As a hybrid veterinary surgical / wet-prep table, positioning animals for skull radiography, dental therapy, surgery, or routine ear flushing all become effortless. True mobility means no-more dedicating precious clinic space around cumbersome “fix-mounted” surgical or dental equipment. The Theramax® is a self-contained option-expandable surgical / dental solution that grows as your business needs do.

All Models Feature :

- Compact and integrated design that maximizes space efficiency and functionality
- Ergonomic variable-height adjustment for seated or standing procedural work.
- Electronic medical-grade lift motor for smooth & quiet operation
- Medical-grade lockable castors for easy placement or use in multiple rooms
- Removable wet basin and drainage conduit for easy cleaning
- Articulating arm with instrument / laptop tray attachment
- Adjustable 0°/15°/30°/45°/60° stainless steel V-fold panels for patient positioning
- Adjustable 0°/2°/7° horizontal tilt of tabletop †
- 4 easily adjustable tie-down restraint anchors
- Industrial-grade multi-position foot control switch for height adjustment
- Built-in supply storage under table [Surgical SX / SXs models only]
- Multi-outlet power connectivity
- 250 lb. lift capacity
- Ultra-low heat LED diagnostic surgical spotlight ‡
- Telescoping IV Pole attachment ‡

Dental Models (DX / DXs) Feature :

- Integrated quiet dental compressor
- Dual 1.5-liter clean water delivery system
- **Dental Console** on articulating arms featuring an automatic-control head with three-way air/water syringe and up to three handpiece configurations. **Includes handpieces!**
- Easily accessible compressor tank release valve
- Dual High-speed drills with / without Fiber Optic light sources ‡
- Piezo / Ultrasonic scaler configuration ‡

† Full-size [SX / DX] models only

‡ Available As Options


Specifications:

	US	GLOBAL
Top Dimensions [SX / DX models]	65.25" L x 18.5" W	166 x 47 cm
Top Dimensions [SXs / DXs models]	48" L x 18.5" W	122 x 47 cm
Electronically Height Adjustable from	27" - 43"	69 - 110 cm
Lifting Capacity	250 lb	113 kg
Power Supply	120V / 60Hz	230V / 50Hz



Theramax®
Mobile Surgical / Dental Wet Station

*dental model shown with accessories

 **EASY CLEANUP**
STAINLESS STEEL PANELS
WITH REMOVABLE BASIN

QUESTIONS? CALL 1-877-938-PREP (7737)

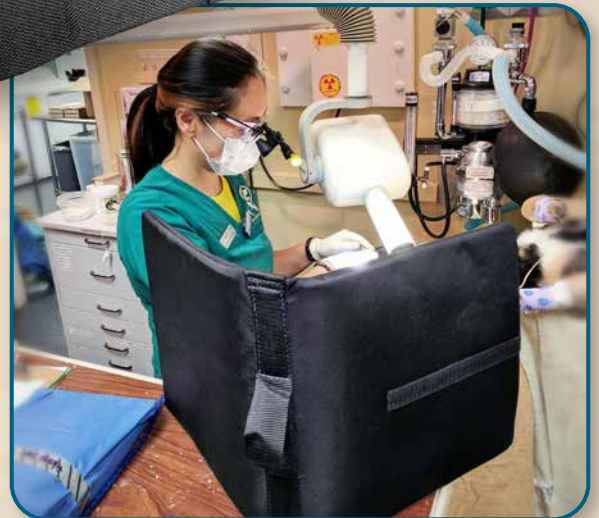
NO/RAD SHIELD[®] | X-RAY & Procedure Radiation Protection

In the fast-paced environment of modern veterinary practice, dental radiographic imaging plays a vital role in accurate diagnosis and effective patient treatment. Deliver the quality care your patients deserve while ensuring your staff's safety by minimizing exposure to the inadvertent and potentially harmful x-ray scatter that can occur during routine dental radiographs.

NO/RAD SHIELD[®] BENEFITS

- **Comprehensive Radiation Protection:** Safeguards staff and doctors from accidental and potentially harmful daily radiation exposure.
- **Superior Lead Shielding:** Equipped with industry-leading 1.5mm lead shielding—twice the thickness of competitors—on each bi-fold panel, effectively blocking 100% of directed radiation.
- **Versatile Shield Configuration:** Can be used in a closed standing position for compact protection or opened for an expanded protective area.
- **Durable and Resilient Design:** Engineered to withstand drops; the lead construction naturally returns to its original form if bent.
- **Water and Blood Resistance:** Features a rugged ballistic nylon outer shell, reinforced pocket stitching, and a sturdy nylon handle, ensuring easy cleaning, handling, and storage.

Dimensions (Closed): 12.5" H x 13" W x 4" D
Dimensions (Open): 12.5" H x 27.25" W x 0.25" D
Weight: 9.4 lbs (4.26 kg)



FOR PRODUCT PRICING
& TO ORDER ONLINE
WWW.SURGIDEN.COM




DENTAL PAK® | Oral Surgery & Dentistry Instrument Kit

We've designed our kit by hand selecting instruments that provide practitioners maximum clinical versatility and effectiveness in managing oral surgery and dental cases. All our custom instrument kits are manufactured for us and made using high-quality German stainless steel. Our newly designed **COMPLETE** (16-piece) veterinary dentistry and oral surgery instrument set includes the following:

ORAL SURGERY & DENTISTRY KIT INCLUDES

- | | |
|---|--|
| 01 Winged Elevator 5 inch, Short Handle, Straight, 2mm | 09 Winged Elevator 5 inch, Short Handle, Backward Angle, 3mm |
| 02 Winged Elevator 5 inch, Short Handle, Straight, 3mm | 10 Winged Elevator 5 inch, Short Handle, Backward Angle, 4mm |
| 03 Winged Elevator 5 inch, Short Handle, Straight, 4mm | 11 Atraumatic Forceps, PED0, Upper Universal, F1 |
| 04 Iris Scissors 4½ inch Straight with Sharp Tips | 12 Brown-Adson Tissue Forceps 4¾ inch, 1x2 Teeth |
| 05 Iris Scissors 4½ inch Curved with Sharp Tips | 13 Senn Retractors D/E Sharp, 6¼ inch, 8mm |
| 06 Bone Curettes, Molt Periosteal Elevator, 2mm | 14 Derf Needle Holder 4¾ inch |
| 07 Bone Curettes, Molt Periosteal Elevator, 4mm | 15 Siegel Round Knife Handle #5 |
| 08 Feline Luxating Root Elevator, Long Handle, Back Curved, 1.3mm | 16 Autoclavable Sterilization & Storage Tray |



BISECTOR[®] | Visual Evaluation & Measurement Tool

The Bisector[®] simplifies the learning process for taking intraoral dental radiographs, making it easier than ever to achieve optimal results. This innovative tool automatically determines the correct angulation for each view, ensuring sharper visualization and reducing the need for retakes. By minimizing retakes, you save time, decrease patient anesthetic use, and reduce radiation exposure for both patients and staff.

BISECTOR[®] & COLLIMATOR PLANE BENEFITS

- **Precise Angulation Determination:** Automatically calculates and highlights the bisecting angle with a clear red line, simplifying the learning and application of the “bisecting angle technique” in dental radiography.
- **Enhanced Positioning Accuracy:** Clearly labeled arms show the sensor plane and tooth axis, providing visual guidance for accurate imaging.
- **User-Friendly Design:** A transparent guide and ergonomic handle allow precise positioning of the tool and x-ray tube while maintaining an unobstructed view of the patient.
- **Collimator Integration:** The included Collimator Plane attaches to any x-ray tube head, expanding its tube visually to ensure proper alignment with the calculated bisected angle.
- **Time and Safety Efficiency:** Delivers consistent, repeatable results that speed up radiograph capture, minimizing patient anesthetic time and reducing radiation exposure for staff.
- **Training Compatibility:** Pairs seamlessly with the X-RAY PAL[®] Radiographic Positioning Model, making it ideal for team training in proper dental radiographic techniques.



FOR PRODUCT PRICING
& TO ORDER ONLINE
WWW.SURGIDEN.COM



X-RAY PAL® | Radiographic Positioning Model

Our radiographic positioning models help practitioners, technicians, and clients visualize the crucial bone / tooth structures of the face and oral cavity. Practicing radiographic positioning on our models is easy and helps build staff confidence in proper technique and in capturing the appropriate positions. Improve efficiency and quickly capture precise diagnostic radiographs on your actual patients while minimizing exposure to radiation.

X-RAY PAL® MODEL BENEFITS

- **Realistic Practice:** Features real canine and feline skulls for accurate dental anatomy, aiding in learning proper exposure settings and radiographic techniques.
- **Enhanced Visualization:** Helps practitioners and clients visualize crucial bone and tooth structures, as well as temporomandibular joint (TMJ) issues and related pathologies.
- **Confidence Building:** Provides a practical way for staff to improve their confidence in positioning and capturing precise diagnostic radiographs without live animals.
- **Client Education:** Demonstrates oral health issues and treatment options effectively, aiding in client understanding and decision-making.
- **Multi-functional Design:** The articulating lower jaw supports film or sensors, allowing for accurate tube positioning during practice.
- **Durability and Professional Appearance:** Constructed with hardened composite plastic and epoxy-mounted skulls, the model is both robust and aesthetically suitable for exam room presentations



MED CRADLE[®] | Warm Air Radiographic Patient Positioner

Our warmed radiographic patient positioning “cradle” effectively combines two elements critical in any procedural work: proper patient positioning and maintaining body temperature. Improve clinical efficiency through hands-free positioning, easy transport of anesthetized patients, and smart instrument tray / workspace utilization. This patient positioner works with your existing warm air systems and is designed for cats and smaller dogs up to 30 lbs.

WARMING PATIENT POSITIONER BENEFITS

- **Comprehensive Warming:** Dual “over & under” heating ensures patients maintain an ideal body temperature during procedures, helping prevent hypothermia and aiding in faster recovery from anesthesia.
- **Enhanced Heat Distribution:** Comes with a reusable, washable, semi-porous blanket that envelops patients and provides even heat coverage.
- **Broad Compatibility:** Directly connects to popular warm-air systems like Bair Hugger[®], Jorgensen Laboratories[®], and Gaymar[®], ensuring seamless integration into your existing setup.
- **Radiolucent Design:** Allows for clear, accurate x-ray imaging, suitable for dental, chest, and abdominal views without risk of form interference.
- **Durable and Practical:** Lightweight, ultra-durable construction with easy-to-clean surfaces provides reliable contoured positioning for a variety of *surgical and dental* procedures.



Med Cradle[®] **WARM AIR RADIOGRAPHIC PATIENT POSITIONER**

Med Cradle[®] **RADIOGRAPHIC PATIENT POSITIONER**



FOR PRODUCT PRICING
& TO ORDER ONLINE
WWW.SURGIDEN.COM

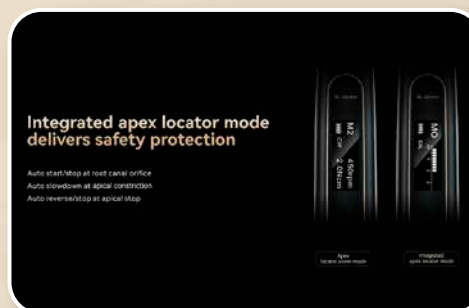


WOODPECKER® | Ai-Motor Endodontics Motor with Apex Locator

The next-generation endodontic motor designed specifically for veterinary dentistry. Experience unparalleled precision and control with its powerful, smooth brushless motor, optimizing every stage of root canal therapy. Integrated apex locator with real-time feedback ensures accurate length determination and minimizes perforation risks. Enjoy a seamless workflow with programmable settings, automatic start/stop, and a user-friendly interface.

AI-MOTOR ENDO MOTOR BENEFITS

- **Enhanced Efficiency:** Powerful brushless motor and stable torque output facilitate faster and more predictable root canal preparation, even in challenging anatomies.
- **Improved Patient Safety:** Integrated apex locator with real-time monitoring and automatic stop/reverse minimizes the risk of perforations and ensures precise apical control.
- **Streamlined Workflow:** Integrated design eliminates the need for separate apex locators, reducing procedure time and simplifying instrumentation.
- **User-Friendly Design:** Intuitive interface and automated features simplify operation, allowing clinicians to focus on the procedure and patient care.




SPECIFICATIONS

Speed: 100-2500 RPM

Torque: 0.4-5.0 Ncm

Battery Capacity: 3.7V / 2000 mAh

Charging Mode: Wireless



WOODPECKER[®] | AiRay Pro / Lite Portable X-Ray with Scatter Shield

Benefit from the next evolution in handheld portable dental x-ray generation. Powerful high-frequency generation capacity ensures superior image clarity and diagnostic details that are captured quickly and accurately. Advanced internal radiation blocking and an external acrylic scatter shield protect the operator throughout acquisition. The AiRay product line redefines portable dental radiography for the busy modern veterinary dental practice.

FEATURES & SPECIFICATIONS

- **A Focus On Image Quality:** Canon D-045 tube featuring a 0.4mm focal spot plus a 70kV DC X-ray generator that consistently delivers precise exposures with an emission power up to 210W for super high performance.
- **Industry-leading Battery Technology:** 15,000mAh high-capacity lithium battery allows for more than 1,500 exposures on a full charge. 80W super-fast charging allows for images to be taken after as little as 5 minutes of charging.
- **Workflow & Ergonomic Advantages:** Quickly access / change settings via the 2.8 inch color capacitive touch screen. Easy to operate, well balanced angle correction, and comfortable to hold.

PRODUCT SPECIFICATIONS:

Power adapter input: 100-240V 50/60Hz 1.5A

Internal power supply: 10.8V DC

X-ray tube model: Canon D-045

Focal spot: 0.4mm

Target angle: 12.5°

Total filtration: 1.5mm Al/70 kV

Additional filtration: 0.5mm Al/70 kV

Dimension: 4.5" x 14.3" x 9.7"

Weight: 6.6 lbs / 3.3 kg

FDA Approved, 510K #K222569



FOR PRODUCT PRICING
& TO ORDER ONLINE
WWW.SURGIDEN.COM



WOODPECKER® | O-Star Wide-Spectrum LED Curing Light

The Woodpecker O-Star wide-spectrum LED curing light is small but mighty with a 10W LED that provides up to 3000 mw/cm² of light intensity. Make a difference in how you cure with 7 modes to fit a variety of clinical needs. Its uniform beam provides a strong penetrability and deep curing effects with less light loss. Wide-spectrum curing light cures all resin materials on the market with a functional wavelength between 385-515nm.

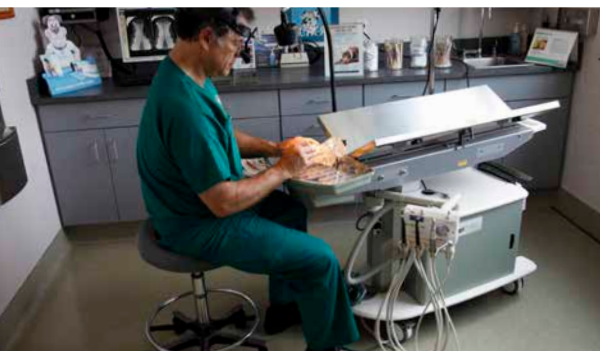
FEATURES & SPECIFICATIONS

- **7 Convenient Operation Modes** to meet a variety of clinical needs including carries detection: Normal mode, High mode, Turbo Mode, Ortho Mode, Soft Mode, Pulse Mode, and Check mode.
- **A Small But Mighty Light:** Optimally collimated 10W multi-segment blue/purple LEDs with up to 3000 mw/cm² of light intensity.
- **Accessibility:** Low profile 360° rotatable head for easy posterior access. Built-in light metering in base ensures accurate light intensity every time.
- **Build Quality:** Full-metal body, ergonomically-streamlined design for ease of holding during procedures. Light weight design, anti-shock protection from dropping and durable.

PRODUCT SPECIFICATIONS:

Power adapter input: 100-240V 50/60Hz 0.4A
Power Output: 5.0-V 1A
Battery Capacity: 2000 mAh / 18500 cell
Light Intensity: 10W LED up to 3000mw/cm²
Light Wavelengths: 385nm - 515nm
Duty Cycle: 20sec. on / 20sec. off
Light Output Angle: 15.8°
Dimensions: 23mm x 23mm x 204mm
Weight: 108g





SPECIALTY VETERINARY DENTAL PRODUCTS



WWW.SURGIDEN.COM | 1-877-938-PREP (7737)

All Rights Reserved © Surgiden, LLC